



Effective Early Learning Read Aloud

Transitional Kindergarten Conference
May 4, 2016

Kaytie B. Smith
Associate Program Consultant
kbsmith@newteachercenter.org

Kristin Tripathy
Associate Program Director
ktripathy@newteachercenter.org

Recall a Favorite Read Aloud

Individually reflect...

What is the title of one of your favorite read alouds?

What makes it great?

Give One Get One



At the chime find a partner...

- Share the name of your Read Aloud and what makes it great.
- Switch roles. Listen and record your partner's favorite read aloud and what makes it great on your T-Chart handout.
- Repeat the process. Find a new partner to learn about another book.

CONNECTOR: RECALL YOUR FAVORITE BOOKS TO READ TO EARLY LEARNERS

Give One Get One

Title of Read Aloud	What Makes it Great
•	•
•	•
•	•
•	•
•	•
•	•
•	•
•	•
•	•
•	•

© 2016 New Teacher Center. All Rights Reserved.

Give One Get One

Title of Read Aloud

•

•

•

•

•

•

•

•

What Makes it Great

•

•

•

•

•

•

•

•

Outcomes

Participants will be able to:

- Develop a common understanding of the importance of Read Alouds
- Explore intentional planning of purposeful Read Alouds
- Articulate ways to encourage families to connect with Read Alouds beyond the school day
- Share resources that support Read Alouds in the classroom

Agenda

- Connector
- Overview
- Why Read Aloud?
- Development of Comprehension and Oral Language through Read Alouds
- Family Involvement Beyond the School Day
- Resources that Support Read Alouds in the Classroom
- Closure

Collaborative Norms

Equity of Voice

Active Listening

Respect for All Perspectives

Safety and Confidentiality

**Self-Monitor Use of
Electronics**







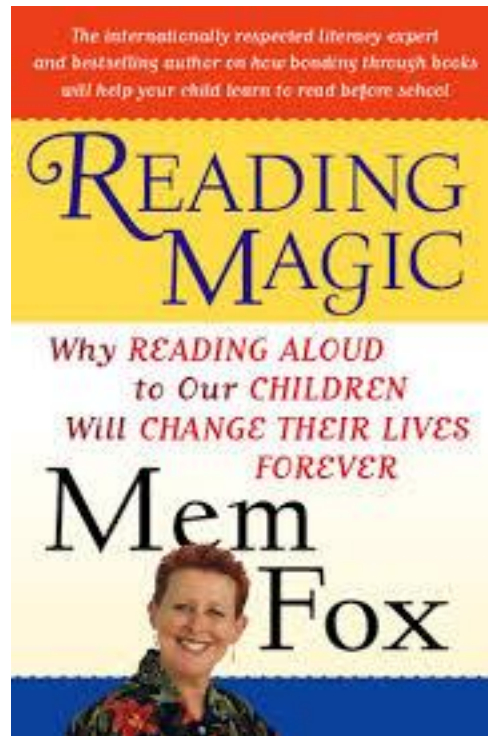

The *way* books are *shared* with children *matters*

Although reading a story to children is not a difficult task...taking advantage of the read aloud experience to develop children's literacy is **complex and demanding**.

Beck, McKeown, 2001

Send the story into their hearts.

-Mem Fox



Silent Protocol



Silent Protocol

What benefits do you see Read Aloud having on your students in your classroom?

Whole group share and chart

Benefits of Read Alouds

SILENT PROTOCOL

Visualize an effective and engaging Read Aloud experience. What benefits do you notice Read Aloud having on your students?



In small groups, create a list of benefits you see and know Read Alouds have on students.



- Each participant will write one benefit and then pass the marker to the next participant for them to write one benefit. Continue this process until the time is up.
- Keep in mind that at any time you may pass if you're unable to think of an idea and that this protocol is silent.

Benefits of Read Alouds:

- Vocabulary acquisition
- Understanding book language
- Listening comprehension
- Fluency
- Syntactic development
- Reading skills such as pronunciation and inflection
- Support children's growing awareness of the purpose of reading
- Concepts of Print
- Students' writing
- Thinking as well as their imaginations
- Story recall
- Sensory imaginations
- Creative and critical thinking abilities
- Enjoyment of literature
- Content development
- Opportunity to connect personally with students

Adapted from Transforming Literacy Practices in Preschool

Fish Bowl



DIRECTIONS

Group A:

- How is this teacher prompting for deep comprehension?
- Record questions asked and responses given.

Group B:

- How is the teacher developing oral language?
- Records strategies you noticed being used.

Group A and B:

- Jot down any other strategies you may have noticed to add to the Before, During and After chart?

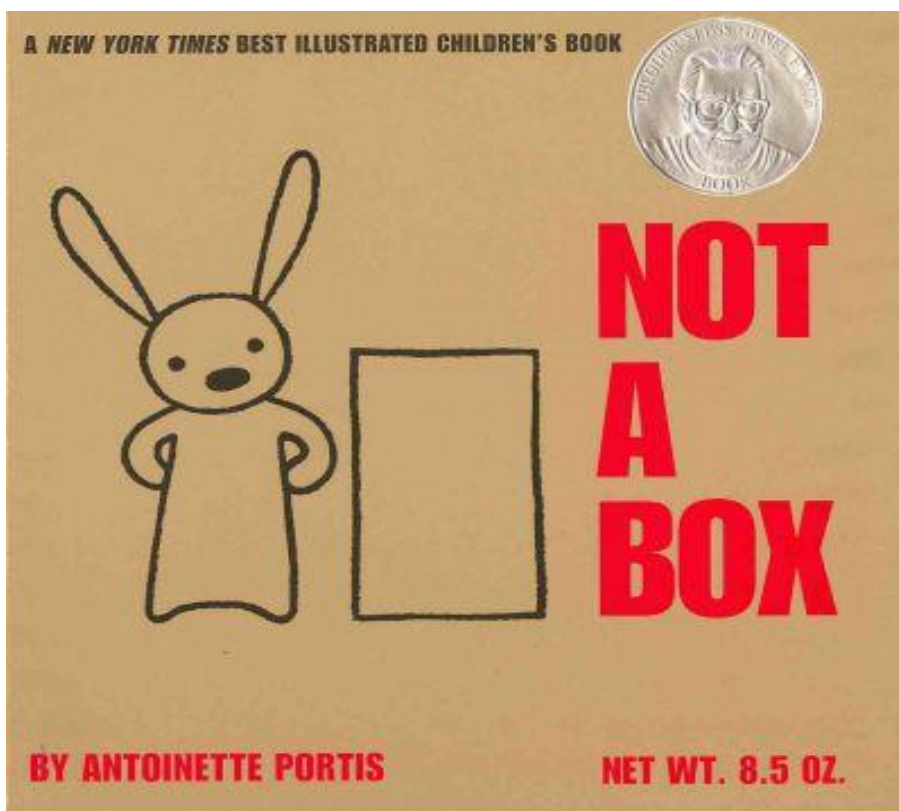
FISH BOWL OBSERVATIONS

	Questions / responses	Oral Language strategies / responses	Other strategies / responses
Before			
During			
After			

Model Read Aloud



WHAT DO YOU NOTICE?



Fish Bowl Observations

	Questions I noticed...	Oral Language Strategies I noticed...	Other Strategies I noticed...
Before			
During			
After			

Fish Bowl



SHARE OBSERVATIONS

Whole Group Share:

What questioning observations did you notice?

What oral language observations did you notice?

Any other observations you made during, before, or after the lesson?

Oral Language

WHAT PROMOTES ORAL LANGUAGE DURING A READ ALOUD?

- Turn and Talks
- Levels of Questions
- Repeating back language
- Choral Read “Read this part with me”
- Wait time
- Visuals of Vocabulary to be learned
- Sentence Stems with picture clues
- Opportunity to Retell
- Extension Activity into Centers
- Think Aloud

Read Aloud Considerations

FAMILY ENGAGEMENT

Reflect with a partner



How might you engage families around the practice of Literacy and Read Alouds in your classroom?

Whole group share

Family Engagement Strategies

THINGS TO CONSIDER

- Belief that families want the best for their children and have the capacity to support their children's learning.
- Invite families to the school to observe how Read Alouds are implemented
- Invite family members in to Read Aloud to the class (MYSTERY READER)
- Host family literacy nights
- Provide updates on students literacy skills on an ongoing basis
- Provide tips and suggestions for Reading Aloud at home
- Send books home for students to read with their families
- Send vocabulary words home from Read Alouds
- Include multicultural books in your read aloud selections

Read Alouds

ADDITIONAL RESOURCES

BMAB Foundation

CAEYC and NAEYC

Read Aloud Project: achievethecore.org

The Read Aloud Handbook by Jim Trelease

Literacy Beginnings A PreKindergarten Handbook by Fountas and Pinnell

Lesson Planning Structures